


Sound Wall Starter Kit



Sound Wall Starter Kit



Understanding Sound Walls

What is a sound wall?

A sound wall is a way to organize and display the sounds heard in speech. The goal is to help beginning readers make connections between spoken and written language. Sound walls are organized by the beginning letter-sounds (phonemes) of words, in support of students who are learning to read and spell unfamiliar words on their own. Sound walls visually match the articulation of speech sounds to the letters those sounds represent. That means that sound walls are organized by the 44 sounds in the English language, not just the 26 letters of the alphabet. Sound walls are typically organized by consonants and vowels, and include mouth articulation art, exemplar word and picture art, phonemes, and sound types.

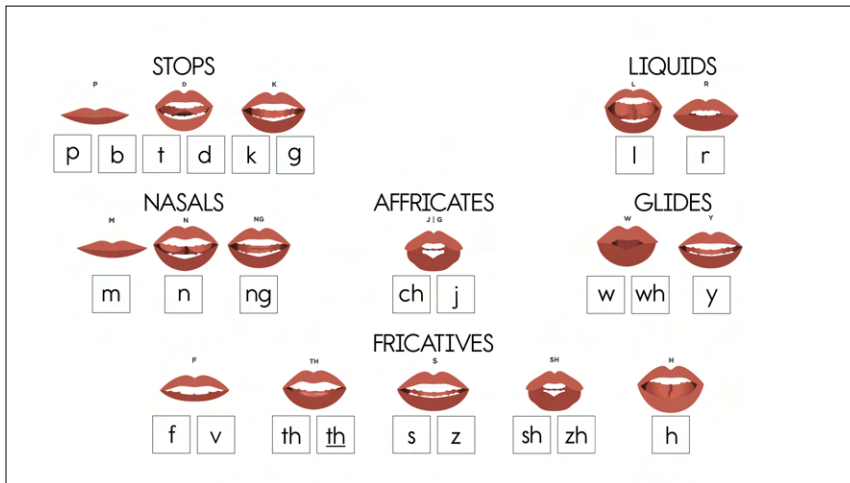
The importance of sound walls

A sound wall is a reference point for students when they are spelling and reading words. Using a sound wall is an important, learner-centric approach that explicitly teaches students to listen for the phonemes in a word, and then identify the different ways to spell the sound they hear. Each of the 44 phonemes has a specific action in the mouth during articulation. This includes special movements by the lips, teeth, and tongue to appropriately make the sound. It is important for students to see and practice the different movements the mouth makes when saying each sound.

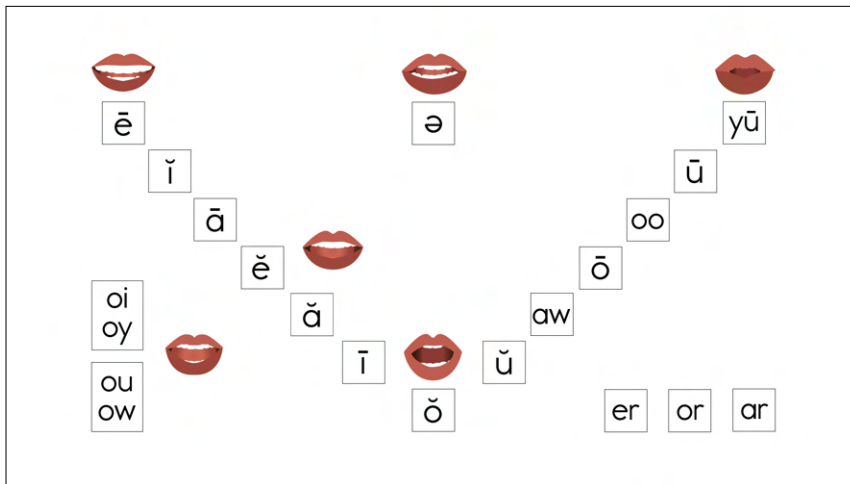
Sound Wall Examples

There are various ways to organize a sound wall. Two of the most common ways include organizing by consonant sounds or vowel sounds.

Consonants



Vowel Valley



Setting Up Your Sound Wall

1. **Designate a space in the classroom:** Find a wall, bulletin board, blackboard, whiteboard, or other area with enough space to accommodate all 44 phonemes.
2. **Organize the sounds by category:** Separate the phonemes depending on their category (e.g., consonants, vowels, diphthongs, r-controlled vowels, and digraphs).
3. **Use images of corresponding mouth positions to show articulation:** Add mouth articulation art for all phonemes to your Sound Wall, depending on how you plan to set it up. This visually reinforces for students how their mouths move when making each sound.
4. **Include images to show words that contain that sound:** Add images to represent each phoneme. This reinforces for students what words emphasize what sounds.
5. **Highlight various spellings of each sound:** Use your sound wall to showcase the most common spellings of each phoneme.

What's Included in this Sound Wall Starter Kit

- 43 Phoneme Cards
- 93 Word/Picture Cards
- 36 Mouth Articulation Cards
- 14 Header Cards
- 43 Blank Cards

Additional Sound-Spellings

Note: This Sound Wall Starter Kit includes resources for the most common sound-spellings. Use this chart and the blank cards in the kit to add additional sound-spellings to your sound wall, as you introduce them to your students.

THE 44 SOUNDS OF ENGLISH			
PHONEMES	CORRESPONDING GRAPHEMES	EXAMPLES	SOUND TYPE
CONSONANTS			
/b/	b, bb	bee, bubble	Stop
/d/	d, dd, ed	dog, add, spelled	Stop
/f/	f, ff, gh, lf, ph	fish, stuff, laugh, wolf, phone	Fricative
/g/	g, gg, gh, gu	goat, egg, ghost, guide	Stop
/h/	h, wh	hat, whole	Fricative
/j/	j, g, ge, dge	jar, giraffe, page, bridge	Affricate
/k/	c, k, ck, ch	cat, kite, duck, chorus	Stop
/l/	l, ll	leaf, bell	Stop
/m/	m, mm, mn, mb	moon, summer, autumn, lamb	Nasal
/n/	n, nn, kn, gn, pn	net, penny, knot, sign, pneumonia	Stop
/ng/	ng	ring	Nasal
/p/	p, pp	pen, puppy	Stop
/r/	r, rr, rh, wr	rainbow, carry, rhino, wrench	Liquid
/s/	s, ss, c, sc, se	sun, less, circle, science, geese	Fricative
/t/	t, tt, ed, bt	tiger, mitt, cooked, doubt	Stop
/v/	v, ve	van, have	Fricative
/w/	w, wh	web, wheel	Glide
/y/	y, i	yo-yo, onion	Glide
/z/	z, zz, s, ze, se, x	zebra, buzz, beds, breeze, these, xylophone	Fricative

THE 44 SOUNDS OF ENGLISH

PHONEMES	CORRESPONDING GRAPHEMES	EXAMPLES	SOUND TYPE
DIGRAPHS			
ch	ch, tch	cherry, match	Affricate
sh	sh, ss, s, ch, ti, si, ci	ship, fish, tissue, sure, charade, notion, mission, precious	Fricative
th (voiced)	th	feather	Fricative
th (unvoiced)	th	thumb	Fricative
wh	wh (with breath)	what	Glide
zh	ge, s, s +ion, z	garage, measure, vision, azure	Fricative
SHORT VOWELS			
a	a	apple	
e	e, ea	edge, bread	
i	i, y	itch, gym	
o	o, wa, al	octopus, swap, palm	
u	u, ou, o	up, touch, cover	
oo	oo, u, ou	took, put, could	

THE 44 SOUNDS OF ENGLISH

PHONEMES	CORRESPONDING GRAPHEMES	EXAMPLES	SOUND TYPE
LONG VOWELS			
a	a, a_e, ai, ay, aigh, ea, eigh, ei, ey	acorn, bake, rain, tray, straight, steak, eight, vein, obey	
e	e, e_e, ee, ea, ei, ey, ie, y	she, these, sheep, eat, ceiling, key, thief, penny	
i	i, i_e, ie, igh, eigh, uy, y, ye	ice cream, time, pie, night, height, buy, cry, bye	
o	o, o_e, oa, oe, ou, ow, ough, eau	open, vote, boat, toe, four, snow, dough, bureau	
/oo/	oo, u_e, ue, ew, ui, ou	boot, tube, blue, chew, suit, soup	
/yu/	u, eu, ue, u_e	unicorn, feud, fuel, mute	
DIPHTHONGS			
aw	aw, al, au	claw, walk, launch	
oy	oi, oy	boil, toy	
ou	ow, ou	cow, house	
R-CONTROLLED VOWELS			
ar	ar	tart	
er	er, ir, ur	fern, shirt, burn	
or	or, ore	sport, chore	
SCHWA			
ə	a, e, i, o, u	banana, alone, elect, basket, animal, hover, bacon, support	

Consonants

Print Pages:
07-22





bee



dog



fish



goat

/b/

/d/

/f/

/g/





hat



jar




giraffe



page

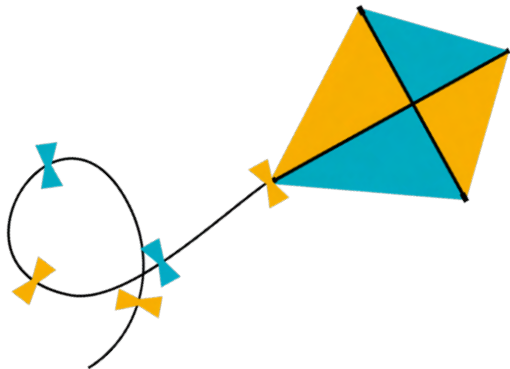





bridge



cat



kite



duck





leaf



moon



net



knot





sign



ring



pen



rainbow





sun



celery



tiger



van

/s/

/s/

/t/

/v/





web



wheel



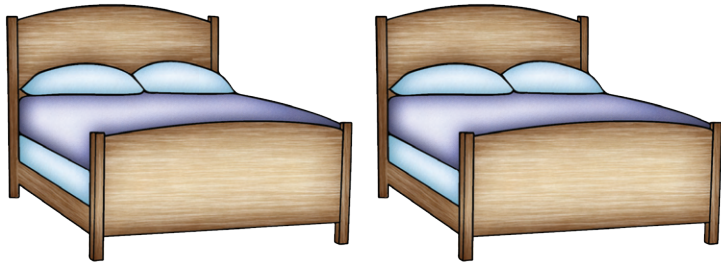
yo-yo



zebra



/z/



beds




p/b



d/t



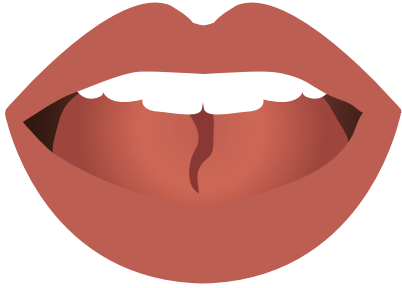
f/v




k/g



h



ch/j



l




m



n



ng




r




s/z



w/wh



y



/b/

/d/

/f/

/g/

/h/

/j/

/k/

/l/



/m/

/n/

/ng/

/p/

/r/

/s/

/t/

/v/



/w/

/y/

/z/



Digraphs/Trigraphs

Print Pages:
23-27



/ch/



cherry



ship

/sh/

/sh/



chef

/th/



feather



/th/



thumb



/zh/


garage



ch



sh/zh



voiced & unvoiced **th**



/ch/

/sh/

/th/

/th/

/zh/



Vowel Valley

Print Pages:
28-53



Short Vowels

Print Pages:
29-35



/ă/



apple



edge

/ě/

/ě/



bread



friend

/ě/



/ɛ/



said



itch

/ɪ/

/ɪ/



gym



octopus

/ɔ/





up



foot

/ü/

/oo/



u

u



i


o



u



oo



/ă/

/ě/

/ĩ/

/ö/

/ů/

/oo/



Long Vowels

Print Pages:
36-48



/ā/



acorn



bake

/ā/

/ā/



rain



tray

/ā/





steak



eight



vein



obey





she



these




sheep




eat





/ē/

ceiling



/ē/

key



/ē/

thief



/ē/

penny





ice cream



time



pie



night





cry



open



vote



boat



/ō/



toe



/ō/

four

/ō/



snow

/ōō/



tube



/ōō/



grew

/ōō/



glue

/ōō/



boot

/yū/




unicorn



/yū/



feud



fuel

/yū/

/yū/




mute



ā

ē




ī


ō



ōō



yū



/ā/

/ē/

/ī/

/ō/

/ōō/

/yū/



r-Controlled Vowels

Print Pages:
49-53





tart



fern



shirt



burn





sport



chore



ar



er



or



/ar/

/er/

/or/



Diphthongs

Print Pages:
54-58



/aw/



claw

/aw/




launch

/oy/




boil

/oy/



toy





cow



house

/ou/

/ou/



aw



oi/oy



ow/ou



/aw/

/oy/

/ou/



Schwa

Print Pages:
59-60



/e/



banana

/e/



e



Stops

Print Page:
61



Fricatives

Print Page:
62



Affricates

Print Page:
63



Nasals

Print Page:
64



Liquids

Print Page:
65



Glides

Print Page:
66

